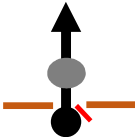
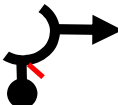
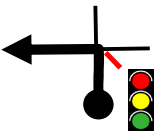


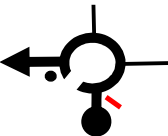




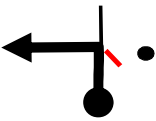





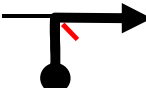

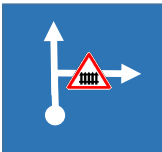


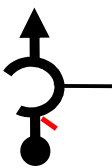




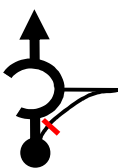


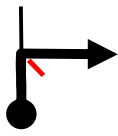

# Zone Étalonnage 7ème Classic Rallye de Champagne

DISTANCES			Directions	Informations	Distances totales restantes
Totales	Partielles				
<b>0,00</b>	<b>0,00</b>	1		<b>DÉPART</b> Roues av. sur rail portail sortie Hôtel	
<b>0,18</b>	<b>0,18</b>	2			
<b>0,23</b>	<b>0,05</b>	3			
<b>0,66</b>	<b>0,43</b>	4			
<b>0,81</b>	<b>0,15</b>	5		 <b>GRP</b> (Garder Route Principale)	
<b>2,01</b>	<b>1,20</b>	6			
<b>3,06</b>	<b>1,05</b>	7			

# Zone Étalonnage 7ème Classic Rallye de Champagne

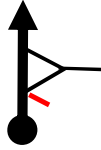
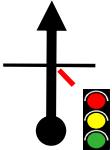

DISTANCES		Directions	Informations	Distances totales restantes
Totales	Partielles			
3,28	0,22	 <div style="border: 1px solid gray; padding: 2px; width: 30px; margin: 5px auto; text-align: center;">8</div>		
3,41		<b>Départ zone étalonnage dans 50 m</b>		
0,000	0,000	 <div style="border: 1px solid gray; padding: 2px; width: 30px; margin: 5px auto; text-align: center;">1</div>	Départ zone d'étalonnage au panneau	
0,302	0,302	 <div style="border: 1px solid gray; padding: 2px; width: 30px; margin: 5px auto; text-align: center;">2</div>		
0,542	0,240	 <div style="border: 1px solid gray; padding: 2px; width: 30px; margin: 5px auto; text-align: center;">3</div>		
0,614	0,072	 <div style="border: 1px solid gray; padding: 2px; width: 30px; margin: 5px auto; text-align: center;">4</div>		
1,013	0,399	 <div style="border: 1px solid gray; padding: 2px; width: 30px; margin: 5px auto; text-align: center;">5</div>		
1,01	0,40			

# Zone Étalonnage 7ème Classic Rallye de Champagne

DISTANCES		Directions	Informations	Distances totales restantes
Totales	Partielles			
1,143	0,130			
1,14	0,13			
1,721	0,578	<p style="text-align: center;">STATION BUS</p> <div style="border: 1px solid black; padding: 5px; text-align: center;">                     Reims Val de Vesle                 </div>		
1,72	0,58			
2,017	0,296			
2,01	0,29			
2,813	0,796			
2,81	0,80			
3,098	0,285			
3,09	0,28			
3,299	0,201		<p style="text-align: center;">Fin de zone étalonnage ● Borne jaune</p>	
3,30	0,21			
3,710	0,612			
3,71	0,41			

GRP

# Zone Étalonnage 7ème Classic Rallye de Champagne

DISTANCES		Directions	Informations	Distances totales restantes
Totales	Partielles			
<b>3,961</b>	0,251		<b>NE PAS PRENDRE AUTOROUTE</b>	
<b>3,96</b>	0,25			
<b>4,495</b>	0,534			
<b>4,49</b>	0,53			
<b>4,610</b>	0,115	<p style="text-align: center;">Retour vers l'hôtel</p> 	<b>Vers Chalons en Champagne Retour début de zone</b>	
<b>4,61</b>	0,12			

